

Introduction: Hi! We are going to talk about our extended families and characterize each member of the family.

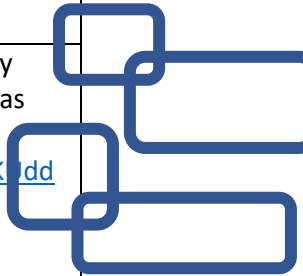
Summary	
Subject/Discipline	English
Weekly theme	My family
Age group	5-6 years old
Main topic	Members of the family
Key concepts	<ul style="list-style-type: none">● Father● Mother● Sister● Brother● Baby <ul style="list-style-type: none">● Grandfather/ grandpa● Grandmother/ grandma● Characteristics

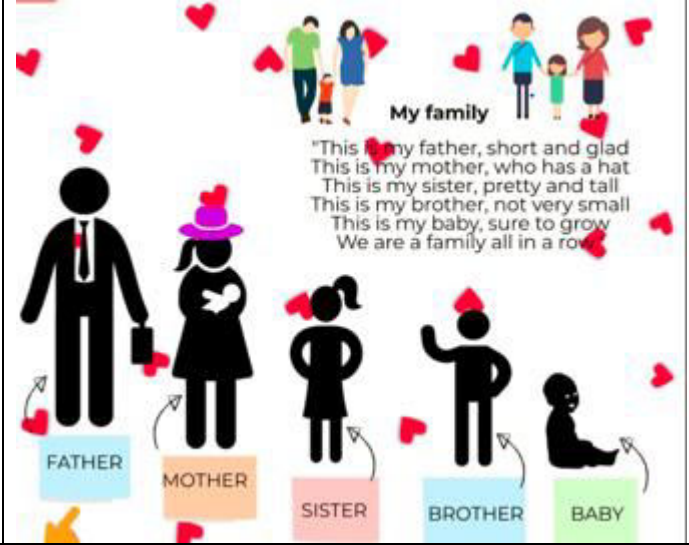
Learning Objectives	
<ul style="list-style-type: none">● Recognise and identify family members and name each family member,● Memorize the poem.	<ul style="list-style-type: none">● Associate each family member with a characteristic presented in the poem● Listen to directions carefully and solve tasks.


Equipment/material needed

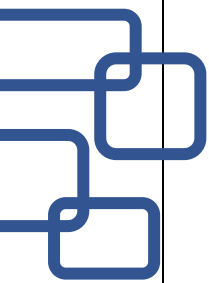
<ul style="list-style-type: none"> • Computer • Images with members of the family • projector 	<ul style="list-style-type: none"> • Speakers • internet • youtube: <ul style="list-style-type: none"> https://www.youtube.com/watch?v=ii_LtHrEiao https://www.youtube.com/watch?v=Fd_Hqh3B98w • wordwall: <ul style="list-style-type: none"> https://wordwall.net/resource/22971277/family-cards • Google <ul style="list-style-type: none"> https://docs.google.com/document/d/1qdX_jL41QdskQPrBqKUdd1cMe55ayAa3xEg5-7F7PVc/edit?usp=sharing
--	---

Lesson Outline		
Phase of the lesson	Duration	Description
Warm-up	5 min	Elicit from children if they know what a family means, if they can name the members of their family and if they know how many members their family has. After discussing their family members invite children to listen to a song and then sing along: https://www.youtube.com/watch?v=ii_LtHrEiao
	3 min	Invite children to play a card game so that they can recognize family members even better: https://wordwall.net/resource/22971277/family-cards
Main activity	10 min	Tell children they are going to learn a poem in English and they need full attention to learn it. Ask them to look at the picture as you read the poem out loud. https://docs.google.com/document/d/1qdX_jL41QdskQPrBqKUdd1cMe55ayAa3xEg5-7F7PVc/edit?usp=sharing Check understanding by asking them the following questions: <i>Who is the father ? What does a mother do? What is mom wearing? Who is the sister and what are her characteristics? Who is the brother and how is he described? Who is the last member of the family in the poem?</i>



	10 min	<p>Cover the lines and ask them to look at the pictures and tell you the poem. Ask them to take turns saying the poem and pointing to the suggested pictures as soon as they hear words such as dad, mom, sister, brother, baby.</p> 
	10 min.	<p>Invite the children to role-play: one will be the teacher, another the father, another the mother, another the brother, another the sister, another the baby and each will have to say the line that mentions them.</p>

<p>Assessment</p>	<p>8 min</p>	<p>Children are asked to find opposite words of the following:</p>  <p>small , pretty / beautiful, happy, short, girl.</p> <p>Invite children to play the following wordwall game. https://wordwall.net/resource/58746486/opposites</p> <p>Show the previous picture of the family and invite children to say something about their family members using the previous characteristics. Ask children to bring a family picture to the kindergarten the next time they meet and introduce their families to their classmates.</p>
	<p>5 min</p>	<p>Invite children to talk about the different roles in the family and that each member may have different characteristics, but that does not mean that every father, mother, brother, sister and baby in the world is the same. That is why there is a variety of people in the world. The activity ends with a set of quizzes designed to help children better understand family relationships. This family members quiz is a fun activity to review family vocabulary and family members in English. There are ten questions with answers. Each question will describe a family member and children must choose the correct family member name. https://www.youtube.com/watch?v=Fd_Hqh3B98w</p>



Conclusions and recommendations

- | | |
|---|---|
| <ul style="list-style-type: none">• Children need clarity when it comes to family relationships,• Children can learn very easily when they have the necessary tools and proper guidance. | <ul style="list-style-type: none">• As many additional hours will be used as necessary for them to assimilate the information presented.• Children can bring photos of their family from home and practice the poem or characteristics of a family member on them. |
|---|---|

The material is developed within the Erasmus+ project *PreEdTech - Improving the Pedagogical and ICT skills of Pre-School Teachers and Educators in the Digital Era*, Grant agreement number: 2021-1-RO01-KA220-SCH-000027894.

This project has been funded with support from the European Commission. This publication reflects the views only of the author, and the Commission cannot be held responsible for any use, which may be made of the information contained therein.



Co-funded by
the European Union

Project website www.preedtech-project.eu

