

---

Ramadan holiday is approaching. What will you do during the holidays? Today we will talk about what we will do for the holiday and we will make holiday decorations from recyclable materials. HOLIDAY IS COMING

---

Summary		
<b>Subject/Discipline</b>	Environmental education	
<b>Weekly theme</b>	Holidays	
<b>Age group</b>	5-6	
<b>Main topic</b>	Festive ornament	
<b>Key concepts</b>	<ul style="list-style-type: none"><li>• Big-small</li><li>• Loud-silent</li></ul>	<ul style="list-style-type: none"><li>• Happy-sad</li></ul>

Learning Objectives	
<ul style="list-style-type: none"><li>• Knows the cultural activities during the holidays.</li><li>• Recognizes and uses recyclable materials.</li></ul>	<ul style="list-style-type: none"><li>• Makes ornaments from recyclable materials.</li></ul>

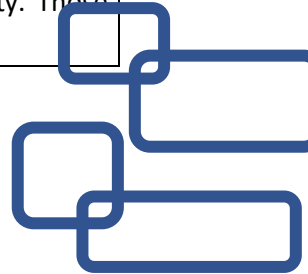



### Equipment/material needed

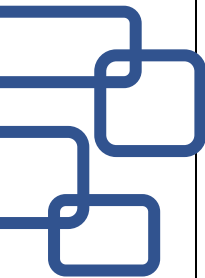
- |  |   |
|--|---|
| <ul style="list-style-type: none"><li>• Laptop</li><li>• Internet connection</li></ul> | <ul style="list-style-type: none"><li>• Youtube</li><li>• Jar lid, A4 paper, scissors, glue, popsicle stick, jute rope, beads, eva, colored pencils, old yogurt cup</li></ul> |
|--|---|

### Lesson Outline

Phase of the lesson	Duration	Description
<b>Warm-up</b>	10 min	I will visit my family during the Ramadan holiday. What will you do? Why? There is a video I want you to watch about Ramadan holiday. Let's watch. <a href="https://youtu.be/unOMEc3L5XI">https://youtu.be/unOMEc3L5XI</a>
<b>Main activity</b>	5 min	Have you prepared the materials I asked you for? These materials consist of recyclable materials. Let's make a Ramadan drummer with these materials. I have prepared an example activity. Those who want can make a different drummer.



	20 min	
	5 min	<p>Since we made a drummer. Let's start playing with him now. The yoghurt containers that were requested from the families beforehand are removed. The teacher said to the children, "Let's turn the containers upside down and make drums. Let our rhythm work begin"..  <a href="https://youtu.be/r8ZC3OCbV8c">https://youtu.be/r8ZC3OCbV8c</a></p>
Assessment	10 min	<p>The teacher invites the children to look at the drummers made and comment on them. The teacher makes discussion with the children about the work of the Ramadan drummer. Children who want to show and explain the activity to their friends. The teacher gives them the opportunity to play the drummers they have made.</p>



### Conclusions and recommendations

- |  |   |
|--|---|
| <ul style="list-style-type: none"><li>• Do not ignore the fun of children during the activities.</li></ul> | <ul style="list-style-type: none"><li>• The important thing is that children feel comfortable. Let them enjoy this and their success.</li></ul> |
|--|---|

The material is developed within the Erasmus+ project *PreEdTech - Improving the Pedagogical and ICT skills of Pre-School Teachers and Educators in the Digital Era*, Grant agreement number: 2021-1-RO01-KA220-SCH-000027894.

This project has been funded with support from the European Commission. This publication reflects the views only of the author, and the Commission cannot be held responsible for any use, which may be made of the information contained therein.

Project website [www.preedtech-project.eu](http://www.preedtech-project.eu)

