

Introduction: do you know why Earth Day was established? What are the correct and incorrect behaviors towards the environment?

These days we will become eco-sustainable pirates ready to help our planet.

**“PAPER... HANDMADE”**

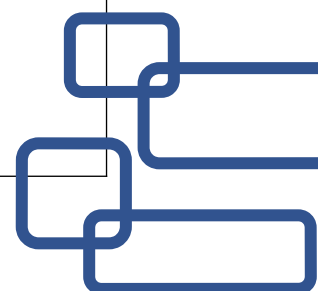
Summary	
<b>Object/discipline</b>	Environmental education
<b>Theme</b>	True stories (characters, heroes,...)
<b>Age range</b>	4-5 years
<b>Main topic</b>	Earth Day - Use of recyclable material: "Handmade paper"
<b>Key concepts</b>	<ul style="list-style-type: none"><li>● Respect for the environment</li><li>● Waste sorting</li><li>● Recycling and reuse of materials</li><li>● Recycled paper</li></ul>

training objectives	
<ul style="list-style-type: none"><li>● Ask yourself questions about the problems of the world around us;</li><li>● Adopt attitudes of protection and care towards the environment;</li></ul>	<ul style="list-style-type: none"><li>● Understand the need for proper waste disposal;</li><li>● Identify solutions to make materials reusable and recyclable;</li><li>● Understand how paper is recycled.</li></ul>



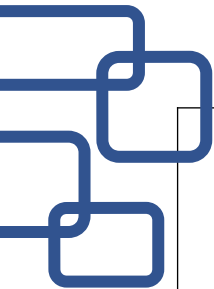
Necessary equipment/materials	
<ul style="list-style-type: none"> <li>● Laptop computer</li> <li>● Internet connection</li> <li>● LIM</li> </ul>	<ul style="list-style-type: none"> <li>● <b>Reading the book</b> <a href="https://youtu.be/TjCCybNxjCQ">https://youtu.be/TjCCybNxjCQ</a></li> <li>● <b>Learningapps</b> <a href="https://learningapps.org/17946120">https://learningapps.org/17946120</a> <a href="https://learningapps.org/12663623">https://learningapps.org/12663623</a></li> <li>● <b>Youtube</b> <a href="https://www.youtube.com/watch?v=agzePoVUnDY">https://www.youtube.com/watch?v=agzePoVUnDY</a> <a href="https://www.youtube.com/watch?v=vtkycpSuKms">https://www.youtube.com/watch?v=vtkycpSuKms</a>  <a href="https://youtu.be/TPZOTihCKnQ">https://youtu.be/TPZOTihCKnQ</a> (video of the recycling experience)</li> <li>● <b>Educational games</b> <a href="https://wordwall.net/it/resource/33866236/rifiuti-e-contenitori-nella-raccolta-differentiata">https://wordwall.net/it/resource/33866236/rifiuti-e-contenitori-nella-raccolta-differentiata</a> <a href="https://wordwall.net/it/resource/31611751/giornata-della-terra">https://wordwall.net/it/resource/31611751/giornata-della-terra</a></li> </ul>

Lesson outline		
Lesson phase	Duration	Description
Heating	30 minutes	<p>Earth Day: in circle time ask the children what Earth is and why they think this day was established.</p> <p>Then read the book “Ten things I can do to help my planet” and ask which actions among those indicated in the book they perform and why they are important.</p> <p>(reading video) <a href="https://youtu.be/TjCCybNxjCQ">https://youtu.be/TjCCybNxjCQ</a></p>



		<p>Propose the memory of the environment, to recognize and find pairs of natural elements.</p> <p><a href="https://learningapps.org/17946120">https://learningapps.org/17946120</a></p>
<b>Principal activity</b>	30 minutes	<p>One morning have the children find various types of waste in the section (food boxes, plastic bags, glass jars, containers of finished detergents,...) and ask them how we can dispose of them.</p> <p>Since they don't all fit in the usual bag, the children suggest using the recycling bins in the section.</p> <p>Show them the Eco-Friendly Pirates video.</p> <p><a href="https://www.youtube.com/watch?v=agzePoVUnDY">https://www.youtube.com/watch?v=agzePoVUnDY</a></p> <p>Then have everyone wear the eco-sustainable pirate hat (previously prepared by the teacher) to separate the waste found in the section, dividing the materials and throwing them into the appropriate bin.</p> <p>Then propose the separate waste collection game on wordwall.</p> <p><a href="https://wordwall.net/it/resource/33866236/rifiuti-e-contenitori-nella-raccolta-differentiata">https://wordwall.net/it/resource/33866236/rifiuti-e-contenitori-nella-raccolta-differentiata</a></p>
	30 minutes	<p>Ask the children what we can do to not fill the planet with waste and, during brainstorming, the children's ideas will lead to the theme of recycling and reuse.</p> <p>Video The recycling cycle - PAPER</p> <p><a href="https://www.youtube.com/watch?v=vtkycpSuKms">https://www.youtube.com/watch?v=vtkycpSuKms</a></p> <p>Offer the "From paper... to paper" workshop to create recycled drawing paper.</p> <p>Start by having children tear small pieces of paper from old newspapers or flyers until a container is filled. Then fill the</p>

		containers with water and mix well. Let it rest.
	40 minutes	With the help of the teacher, the students will have to shred the paper with an immersion blender. Then they collect the macerated paper with a sieve, drain the water, dry and crush the resulting sheet with a rolling pin. Finally they leave it to dry.
	15 minutes	Ask the children to decorate the sheets of recycled paper they have created as they wish.
<b>Assessment</b>	20 minutes	Watch the video of the experience with the children and, with the support of the images, ask them to tell the various phases of paper recycling.  <a href="https://youtu.be/TPZOTihCKnQ">https://youtu.be/TPZOTihCKnQ</a>
	20 minutes	Make images of correct and incorrect behavior towards the environment and small waste available to the children, then invite them to insert them in the appropriate way on the previously prepared poster.  
		Offer the educational game "Earth Day" on wordwall.




	<p><a href="https://wordwall.net/it/resource/31611751/giornata-della-terra">https://wordwall.net/it/resource/31611751/giornata-della-terra</a></p> <p>Finally, propose the following activity on learningapps to distinguish correct behavior from incorrect behavior for the environment and lead them to the right emoticon.</p> <p><a href="https://learningapps.org/12663623">https://learningapps.org/12663623</a></p>
--	---

### Conclusions and Recommendations

- |  |   |
|--|---|
| <ul style="list-style-type: none"><li>● Provide parents with a list of age-appropriate environment-themed books or videos that students can explore at home.</li></ul> | <ul style="list-style-type: none"><li>● Encourage parents to engage in discussions about the environment and recycling with their children.</li></ul> |
|--|---|

The material is developed within the Erasmus+ project *PreEdTech - Improving the Pedagogical and ICT skills of Pre-School Teachers and Educators in the Digital Era* , grant agreement number: 2021-1-RO01-KA220-SCH-000027894.

This project has been funded with support from the European Commission. This publication reflects the views only of the author, and the Commission cannot be held responsible for any use which may be made of the information contained therein.



Co-funded by the European Union

Project website [www.preedtech-project.eu](http://www.preedtech-project.eu)