

Introducere: We all have a house we live in, but isn't nature our home too? It is a huge house in which we, the people, live together with the other living things on earth. Let's discover what nature means to each of us and how to take care of it.



Summary	
Subject/Discipline	Environmental education
Weekly theme	My family and my home
Age group	5-6 years old
Main topic	Nature is my home
Key concepts	<ul style="list-style-type: none">• Greening• Recycle• Harmony between people and nature

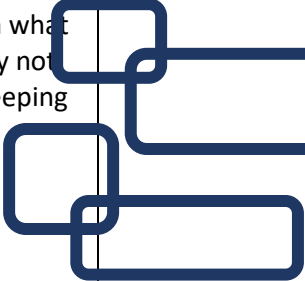
Learning Objectives	
<ul style="list-style-type: none">• To identify at least one difference between a neat environment and an untidy environment;• To name at least one ecological behavior;	<ul style="list-style-type: none">• To name at least 2 types of actions that are harmful to the environment;• To identify where at least 2 pieces of waste should be thrown.

Equipment/material needed	
<ul style="list-style-type: none">• Laptop• Video projector• Interactive board• Poster	<ul style="list-style-type: none">• Youtube https://www.youtube.com/watch?v=S8MN2xcouOA&t=1615s (RO(from 1:33:51 to 1:39:03). https://www.youtube.com/watch?v=VUUUxOI715s (EN)• LearningApps https://learningapps.org/watch?v=pejooyh1321 https://learningapps.org/watch?v=pd2o9fcwn23 https://learningapps.org/watch?v=p4vjastr523• Wordwall https://wordwall.net/resource/12191037/recycling (EN) https://wordwall.net/resource/57479658/how-to-protect-the-environment EN


	https://wordwall.net/resource/11846020/people-can-protect-the-environment EN https://wordwall.net/resource/15284445/angielski/sorting-trash
--	---

Lesson Outline

Phase of the lesson	Duration	Description
Warm-up	8 min	Invite children to watch a short episode about recycling from Fixiki which introduces the topic, thus discovering the most problematic litter/pollutant: "Plastic"(from 1:33:51 to 1:39:03). https://www.youtube.com/watch?v=S8MN2xcouOA&t=1615s (RO)(from 1:33:51 to 1:39:03). https://www.youtube.com/watch?v=VUUUxOI715s (EN)
Main activity	15 min	Show the children a picture of a courtyard in two settings: the unkempt courtyard and the beautifully landscaped courtyard. Discuss the differences we see between the two and how important it is to take care of what we have. Elicit from them what taking care of our home and nature means: it means not only not littering, but also taking care of what we already have and keeping it in good and beautiful condition. <div style="display: flex; justify-content: space-around; margin-top: 10px;">   </div>
	10 min	Ask children which behaviours they know are right in our relationship with the environment and which are harmful and affect our well-being and that of nature. Invite them to play the following game to clarify these behaviours; ask the children to draw and apply the cards on the two pictures (V for positive behaviour or X for negative behaviour) according to how they consider the behaviours positive or negative: https://learningapps.org/watch?v=pejooyh1321 Instructions in English: <i>Identify the behaviour in the picture and place the card in the appropriate column (good behaviour V and</i>



		<p><i>bad behaviour X).</i></p> <p>Ask the children to justify their choice. Discuss the positive behaviours. Discuss with the children how they should behave to protect the environment.</p> <p>For more practice invite children to play the following games that ask them to differentiate between positive and negative environmental behaviours. Discuss with the children how they should behave to protect the environment.</p> <p>https://wordwall.net/resource/57479658/how-to-protect-the-environment EN</p> <p>https://wordwall.net/resource/11846020/people-can-protect-the-environment EN</p>
	5 min	<p>Discuss recycling: what it is, what it involves, why it is important to recycle, how we recycle. Engage the children in the following games which ask them to sort the rubbish:</p> <p>https://learningapps.org/watch?v=pww04kko321 (EN)</p> <p>https://wordwall.net/resource/12191037/recycling (EN)</p>
Assessment	7 min	<p>Invite children to play the following game that conveys the idea of helping, sustainability and friendship between us and nature. It is the game "Full bag, empty bag, half full bag". Ask the children to sit in a circle and tell them that they will go on an imaginary journey through the forest where they have to help the animals to clear the forest of the rubbish left by humans. Give each child an imaginary bag of collected rubbish and ask them to take them to the rubbish dump. Tell them: You can empty your bag for various reasons along the way, but you'll have to collect what falls out of the bags. I will give the following directions: full bag (everyone stands), half full bag (we bend down a little), empty bag (we crouch). Give the indications faster and faster. Whoever gets it wrong, sits down. The winner is the one who lasts until the end to get the full bag.</p> <p>Invite the children to play the following game which asks them to sort the rubbish and place them to the corresponding bin:</p> <p>https://wordwall.net/resource/15284445/angielski/sorting-trash</p>



Conclusions and recommendations	
Protecting the environment is a very current and promoted topic. Children have already learned about it, but a constant recapitulation is necessary and, more than that, an understanding of the importance of putting	The role of the teacher is to lead the discussions so that they are constructive. He must clarify the doubts that the children have and give them examples so that they can act accordingly in the future.

ecological behaviors into practice.

The material is developed within the Erasmus+ project *PreEdTech - Improving the Pedagogical and ICT skills of Pre-School Teachers and Educators in the Digital Era*, Grant agreement number: 2021-1-RO01-KA220-SCH-000027894.

This project has been funded with support from the European Commission. This publication reflects the views only of the author, and the Commission cannot be held responsible for any use, which may be made of the information contained



Co-funded by
the European Union
therein.

Project website www.preedtech-project.eu

