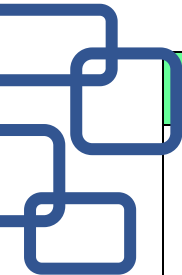


Introduction: Today we will talk about our kindergarten. Do you like our kindergarten? Why? What do you learn here? Are there any rules you have to follow? What are your favourite activities?

Summary		
<b>Subject/Discipline</b>	Language and communication – mother tongue	
<b>Weekly theme</b>	My kindergarten	
<b>Age group</b>	5-6 years old	
<b>Main topic</b>	My kindergarten	
<b>Key concepts</b>	<ul style="list-style-type: none"><li>• kindergarten</li><li>• classroom</li><li>• classmates</li></ul>	<ul style="list-style-type: none"><li>• toys</li><li>• friendship</li><li>• kindergarten rules</li></ul>

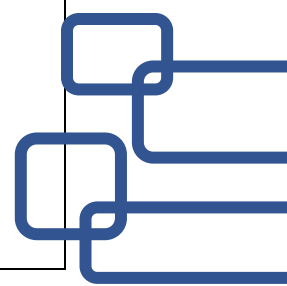


Learning Objectives	
<ul style="list-style-type: none"><li>• give details about their kindergarten</li><li>• present the role of the educator</li></ul>	<ul style="list-style-type: none"><li>• present the rules of the group</li><li>• tell what they do at the kindergarten</li></ul>


**Equipment/material needed**

<ul style="list-style-type: none"> <li>• computer</li> <li>• projector</li> </ul>	<ul style="list-style-type: none"> <li>• internet</li> <li>• youtube  <a href="https://www.youtube.com/watch?v=EyKDZS3IZfM">https://www.youtube.com/watch?v=EyKDZS3IZfM</a>  <a href="https://www.youtube.com/watch?v=MDhiSoZaiB8">https://www.youtube.com/watch?v=MDhiSoZaiB8</a>            RO <a href="https://www.youtube.com/watch?v=5Alt-c7FcGE">https://www.youtube.com/watch?v=5Alt-c7FcGE</a>            EN <a href="https://www.youtube.com/watch?v=8p8zMxtt4t4">https://www.youtube.com/watch?v=8p8zMxtt4t4</a></li> <li>• Bookwidgets  <a href="https://www.bookwidgets.com/play/7IW63LaF-iQAFzMsUigAAA/BELEDBJ/cartonase-regul?teacher_id=5376495345205248">https://www.bookwidgets.com/play/7IW63LaF-iQAFzMsUigAAA/BELEDBJ/cartonase-regul?teacher_id=5376495345205248</a></li> <li>• Wordwall:  <a href="https://wordwall.net/resource/8675870/rules-at-home-and-at-school">https://wordwall.net/resource/8675870/rules-at-home-and-at-school</a></li> </ul>
---	---

Lesson Outline		
Phase of the lesson	Duration	Description
Warm-up	5 min	Invite each child to tell you what they think a kindergarten is, what its role is and why they attend kindergarten. Invite them to listen to a poem describing a kindergarten; then discuss if there are similarities and differences with their kindergarten and if they like the new details. <a href="https://www.youtube.com/watch?v=EyKDZS3IZfM">https://www.youtube.com/watch?v=EyKDZS3IZfM</a>
	5 min	Read two riddles and ask children to guess: <i>Big, tall building,            Where you spend a lot of time,            Here you make good friends,            You can draw, colour and have fun!</i> (a kindergarten)  <i>She has got a lot of magic.            She is kind and fun.            Who is she?</i> (a kindergarten teacher)



<b>Main activity</b>	15 min	<p>Invite children to watch a video of a story in which they will learn more about what kindergarten is like:  <a href="https://www.youtube.com/watch?v=MDhiSoZaiB8">https://www.youtube.com/watch?v=MDhiSoZaiB8</a></p> <p>After watching the video, discuss a few issues with the children:</p> <ul style="list-style-type: none"> <li>- <i>What is a kindergarten?</i></li> <li>- <i>What activities do children do in kindergarten?</i></li> <li>- <i>Name one activity that can make children healthier.</i></li> <li>- <i>Who is the lady who takes care of the children?</i></li> <li>- <i>What do you have to respect in kindergarten?</i></li> </ul>
	10 min	<p>Talk with the children and guide/lead them to the rules they have to follow in kindergarten. Show the pictures in the bookwidgets and discuss whether the rules are similar to the ones they have to comply with in their kindergarten.</p> <p><a href="https://www.bookwidgets.com/play/7IW63LaF-iQAFzMsUigAAA/BELEDBJ/cartonase-regul?teacher_id=5376495345205248">https://www.bookwidgets.com/play/7IW63LaF-iQAFzMsUigAAA/BELEDBJ/cartonase-regul?teacher_id=5376495345205248</a></p> <p>Discuss with the children the differences between the rules at home and in kindergarten:</p> <p><a href="https://wordwall.net/resource/8675870/rules-at-home-and-at-school">https://wordwall.net/resource/8675870/rules-at-home-and-at-school</a></p>
<b>Assessment</b>	8 min	<p>Use the pictures in the bookwidgets (<a href="https://www.bookwidgets.com/play/7IW63LaF-iQAFzMsUigAAA/BELEDBJ/cartonase-regul?teacher_id=5376495345205248">https://www.bookwidgets.com/play/7IW63LaF-iQAFzMsUigAAA/BELEDBJ/cartonase-regul?teacher_id=5376495345205248</a>). Show a picture and ask the children to say the rule in the picture. Group the children into pairs and engage them in role-plays illustrating the pictures.</p> <p>Identify weaknesses and involve children in stimulating activities to remedy the problems.</p>
	2 min	<p>Invite the children to listen, sing the song and then tell you the activities mentioned in the songs:</p> <p>EN <a href="https://www.youtube.com/watch?v=5Alt-c7FcgE">https://www.youtube.com/watch?v=5Alt-c7FcgE</a></p> <p>EN <a href="https://www.youtube.com/watch?v=8p8zMxtt4t4">https://www.youtube.com/watch?v=8p8zMxtt4t4</a></p> <p>Talk with the children about their favourite activities in the nursery. Invite them to mime them and have their classmates guess.</p>



Conclusions and recommendations	
<ul style="list-style-type: none"> <li>• Children need rules both at home and in kindergarten.</li> <li>• Rules should be simple and clear so that they are easy to remember.</li> </ul>	<ul style="list-style-type: none"> <li>• Simple instructions, colourful images and attractive games are recommended.</li> <li>• If they have not learned to read yet, read out the text or instructions out loud.</li> </ul>

The material is developed within the Erasmus+ project *PreEdTech - Improving the Pedagogical and ICT skills of Pre-School Teachers and Educators in the Digital Era*, Grant agreement number: 2021-1-RO01-KA220-SCH-000027894.

This project has been funded with support from the European Commission. This publication reflects the views only of the author, and the Commission cannot be held responsible for any use, which may be made of the information contained therein.



Co-funded by  
the European Union

Project website [www.preedtech-project.eu](http://www.preedtech-project.eu)

